

2024-2025 LABORATORY AND COURSE FEES*

Laboratory and Course Fees are assessed for specific instructional costs beyond those covered by tuition. Laboratory and Course Fees are used for expenses directly related to a student's participation in a course. These expenses included consumables, course related field work/travel expenses for students, course specific software and equipment, repair and maintenance of course specific equipment.

AUTOMATED MANUFACTURING DESIGN


AMD 100	Introduction to CNC/QC	Lab Fee	\$175
AMD 101	Introduction to Automated Manufacturing	Lab Fee	\$50

AUTOMOTIVE TECHNOLOGY

AUTO 101	Engine Repair	Lab Fee	\$925
AUTO 102	Automotive Industry Fundamentals	Lab Fee	\$775
AUTO 107	Electrical/Electronic Systems	Lab Fee	\$150
AUTO 108	Electrical Systems II	Lab Fee	\$150
AUTO 121	Engine Performance -Fundamentals	Lab Fee	\$150
AUTO 122	Advanced Engine Performance-Advanced	Lab Fee	\$150
AUTO 123	Automatic Transmissions and Transaxles	Lab Fee	\$150
AUTO 124	Manual Drive Trans and Axles	Lab Fee	\$150
AUTO 231	Suspension Steering and Brakes	Course Fee	\$150
AUTO 232	Braking Systems	Lab Fee	\$150
AUTO 241	Heating/Air Conditioning/Electrical Systems	Lab Fee	\$150
AUTO 244	Introduction to Hybrid Vehicles	Lab Fee	\$175

BIOLOGY

BIO 101	Principles of Biology	Lab Fee	\$50
BIO 102	Biology Diversity	Lab Fee	\$50
BIO 105	Anatomy and Physiology	Course Fee	\$10
BIO 110	Ecology	Lab Fee	\$35
BIO 122	Botany	Lab Fee	\$25
BIO 150	Field Biology	Lab Fee	\$50
BIO 215	Introduction to Microbiology	Lab Fee	\$75
BIO 250	Human Anatomy	Lab Fee	\$75
BIO 251	Human Physiology	Lab Fee	\$75



BUILDING TRADE

BLD 101	Construction Practice I	Course Fee	\$250
BLD 102	Construction Practice II	Course Fee	\$100
BLD 104	Plans, Specs and Codes	Course Fee	\$100
BLD 120	Mechanical-Electrical Installations	Course Fee	\$100
BLD 201	Constructions Practices III	Course Fee	\$100
BLD 203	Specifications and Estimates	Course Fee	\$100
BLD 205	Construction Practices IV	Course Fee	\$100

CHEMISTRY

CHM 101	General, Organic, and Biochemistry	Lab Fee	\$40
CHM 151	General and Inorganic Chemistry	Lab Fee	\$40
CHM 152	General and Inorganic Chemistry II	Lab Fee	\$40

COLLEGE EXPERIENCE


COL101	College and Career Readiness	Course Fee	\$25
COL102	College and Career Success	Course Fee	\$25

COMPUTER INFORMATION TECHNOLOGY

CIT 160	IOT-Internet of Things	Course Fee	\$25
CIT 170	Programming I	Course Fee	\$15
CIT 175	Computer Repair I	Course Fee	\$25
CIT 280	Advance Topics in Computer Science	Course Fee	\$15

COSMETOLOGY

COS 101	Cosmetology Lab I	Lab Fee	\$900
COS 103	Cosmetology Lab II	Lab Fee	\$600
COS 105	Cosmetology Lab III	Lab Fee	\$500
COS 107	Cosmetology Lab	Lab Fee	\$30
COS 108	Cosmetology Lab	Lab Fee	\$40
COS 109	Cosmetology Lab	Lab Fee	\$60
COS 110	Cosmetology Lab	Lab Fee	\$60
COS 111	Cosmetology Lab	Lab Fee	\$70



COS 114	Manicuring Lab	Lab Fee	\$600
COS 116	Cosmetology Instructor Training Lab	Lab Fee	\$60

COMPUTER SCIENCE

CSC 101	Computer Science	Course Fee	\$15
---------	------------------	------------	------

DRAFTING AND DESIGN

DWG	Industrial Drafting	Lab Fee	\$60
DWG	Introduction to 2D AUTOCAD	Lab Fee	\$60
DWG	Introduction to 3D Solid Works	Lab Fee	\$60
DWG	Advances 3D Solid Works	Lab Fee	\$60
DWG	Strength of Material	Lab Fee	\$60
DWG	Architectural Drawing and Design	Lab Fee	\$60
DWG	Tool Design	Lab Fee	\$60
DWG	Machine Design	Lab Fee	\$20
DWG	Geometric Dimensioning and Tolerancing (GD&T)	Lab Fee	\$60

DRAMA

DRA 101	Introduction to Theatre	Course Fee	\$10
---------	-------------------------	------------	------

EARLY CHILDHOOD EDUCATION


ECE	Creative Methods for Teaching Young Children	Course Fee	\$20
-----	--	------------	------

ENGINEERING GRAPHICS

EGR 101	Engineering Graphics	Lab Fee	\$20
EGR 102	Descriptive Geometry	Lab Fee	\$40

ENVIRONMENT

ENV 101	Human Ecology	Course Fee	\$10
---------	---------------	------------	------



FORESTRY

FOR 107	Field Techniques	Course Fee	\$50
FOR 112	Vegetation of North American	Lab Fee	\$25
FOR 113	Forest Ecology	Lab Fee	\$25
FOR 203	Soil Science	Lab Fee	\$25
FOR 204	Introduction to Geographic Information Systems	Lab Fee	\$50
FOR 207	Timber Harvesting	Lab Fee	\$10
FOR 209	Multi-Resource Assessment	Lab Fee	\$10
FOR 221	Practice of Silviculture	Lab Fee	\$25
FOR 226	Wild Habitat	Lab Fee	\$25
FOR 227	Land Measurement and GPS	Lab Fee	\$10
FOR 228	Forest Health	Lab Fee	\$25
FOR 243	Introduction to Wildland Fire	Lab Fee	\$10

GEOLOGY

GLG 102	Physical Geology	Course Fee	\$25
---------	------------------	------------	------

HEALTH INFORMATION TECHNOLOGY

HIT 103	Medical Coding and Billing Capstone	Course Fee	\$120
HIT 205	Disease Process and Pharmacology	Course Fee	\$85
HIT 216	CCA Review	Course Fee	\$300

INDUSTRY

IND 200	Industrial Seminar	Lab Fee	\$200
---------	--------------------	---------	-------

NURSING

NUR 140	Fund Concepts of Nursing Practice Across the Lifespan	Lab Fee	\$1,405
NUR 142	Clinical Reasoning in Current Nursing Practice	Course Fee	\$80
NUR 144	Concepts of Nursing Practice in the Care of Patients with Uncomplicated Conditions	Course Fee	\$1,255
NUR 240	Concepts of Nursing Practice in the Care of Adults with Stable/Unstable Conditions	Course Fee	\$1,200



NUR 242	Transition to RN Program	Lab Fee	\$50
NUR 244	Concepts of Nursing Practice in the Care of Patients	Course Fee	\$1,435

PHYSICAL EDUCATION

PED 202	Responding to Emergencies	Course Fee	\$17
PED 203	American Red Cross Emergency Respond	Course Fee	\$17

PHYSICS

PHY 121	Tech. Physics: Mechanics and Thermodynamics	Lab Fee	\$50
PHY 251	General Physics I	Lab Fee	\$50
PHY 252	General Physics II	Lab Fee	\$50

SKI AREA MANAGEMENT

SAM 100	Introduction to Ski Area Management	Course Fee	\$350
SAM 101	Ski Area Design and Layout	Lab Fee	\$75
SAM 103	Ski Lift Construction and Design	Lab Fee	\$25
SAM 104	Ski Equipment Mechanics	Lab Fee	\$100
SAM 105	Ski Area Maps	Course Fee	\$25
SAM 106	Snowmaking Fundamentals	Lab Fee	\$600
SAM 107	Slope Grooming Fundamentals	Lab Fee	\$1,000
SAM 202	Risk Management and Related Issues	Course Fee	\$25
SAM 205	Applied Industrial Skills/Ski Area Management	Course Fee	\$75
SAM 230	Cooperative Work Experience	Course Fee	\$35

WELDING

WLD 100	Introduction to Welding and Industrial Safety	Lab Fee	\$1,293
WLD 120	Thermal Cutting and Welding Processes	Lab Fee	\$330
WLD 140	Shielded Metal Arc Welding	Lab Fee	\$365
WLD 150	Metal Fabrication	Lab Fee	\$283
WLD 160	Gas Metal/Flux Cored Arc Welding	Lab Fee	\$483
WLD 180	Gas Tungsten Arc Welding	Lab Fee	\$459
WLD 220	Weld Inspection and Testing	Lab Fee	\$200
WLD 240	Pipe and Plate Qualification	Course Fee	\$306

* Please note: Tuition and fees are subject to change without notice, by the Board of Trustees.

